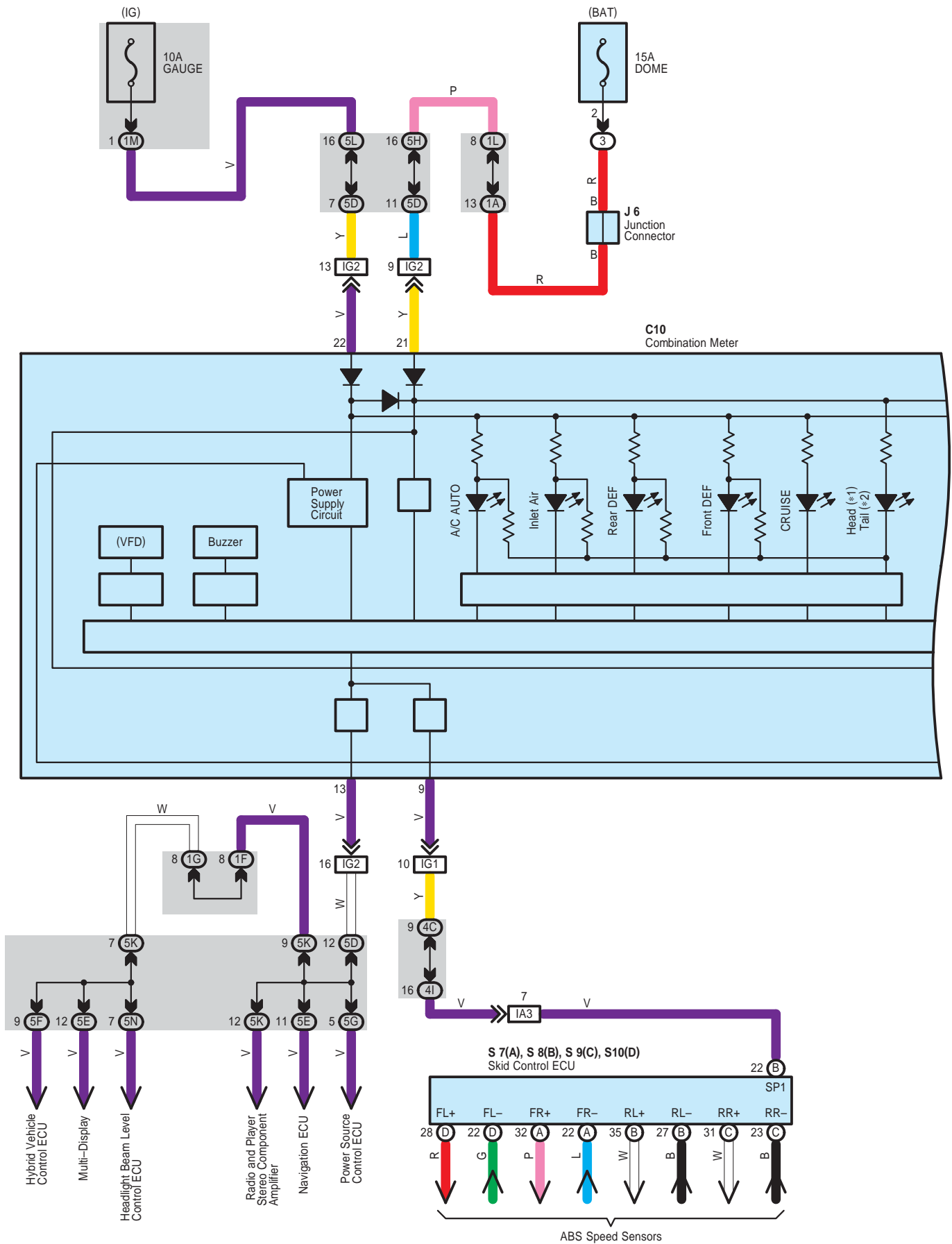
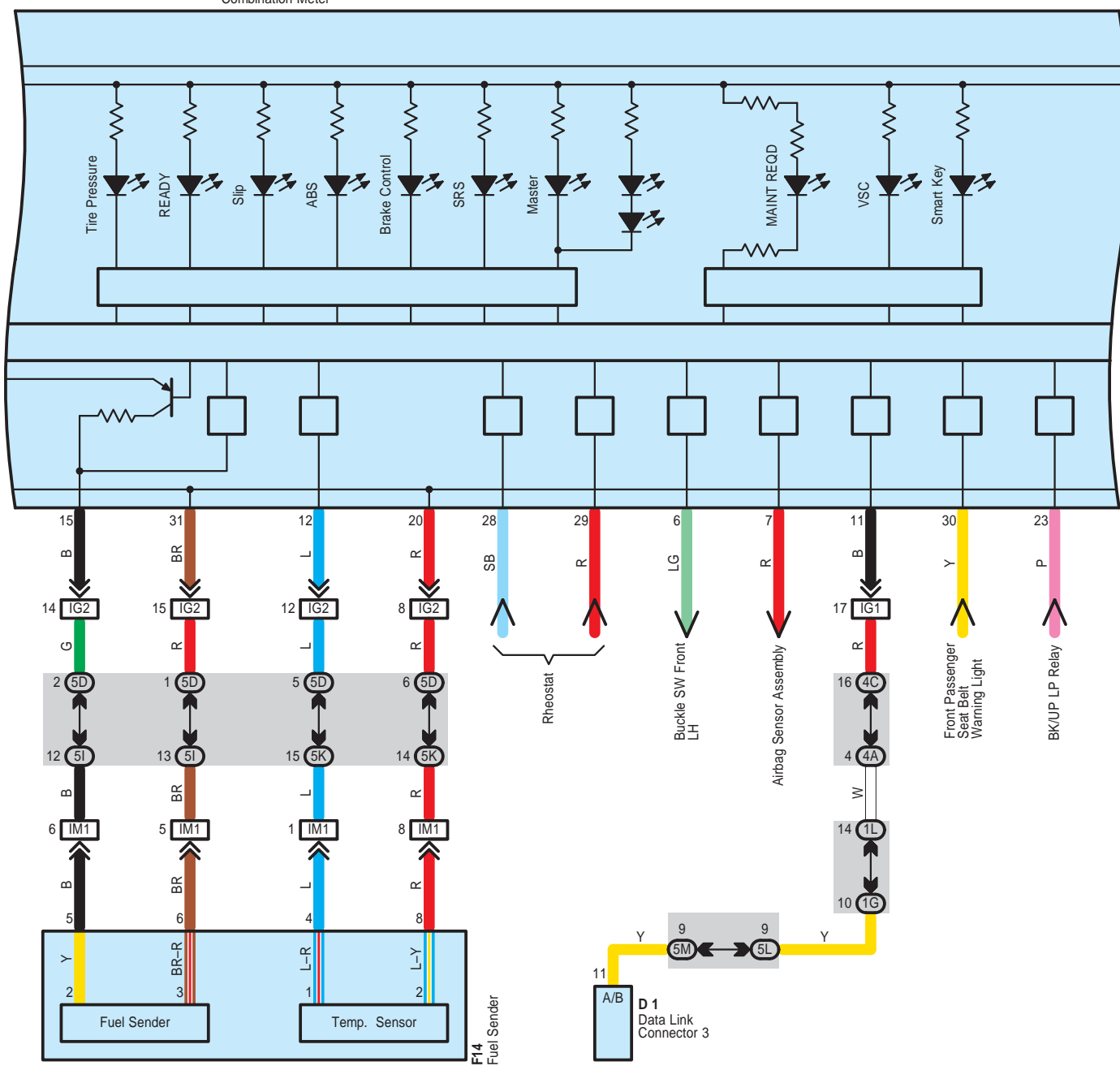


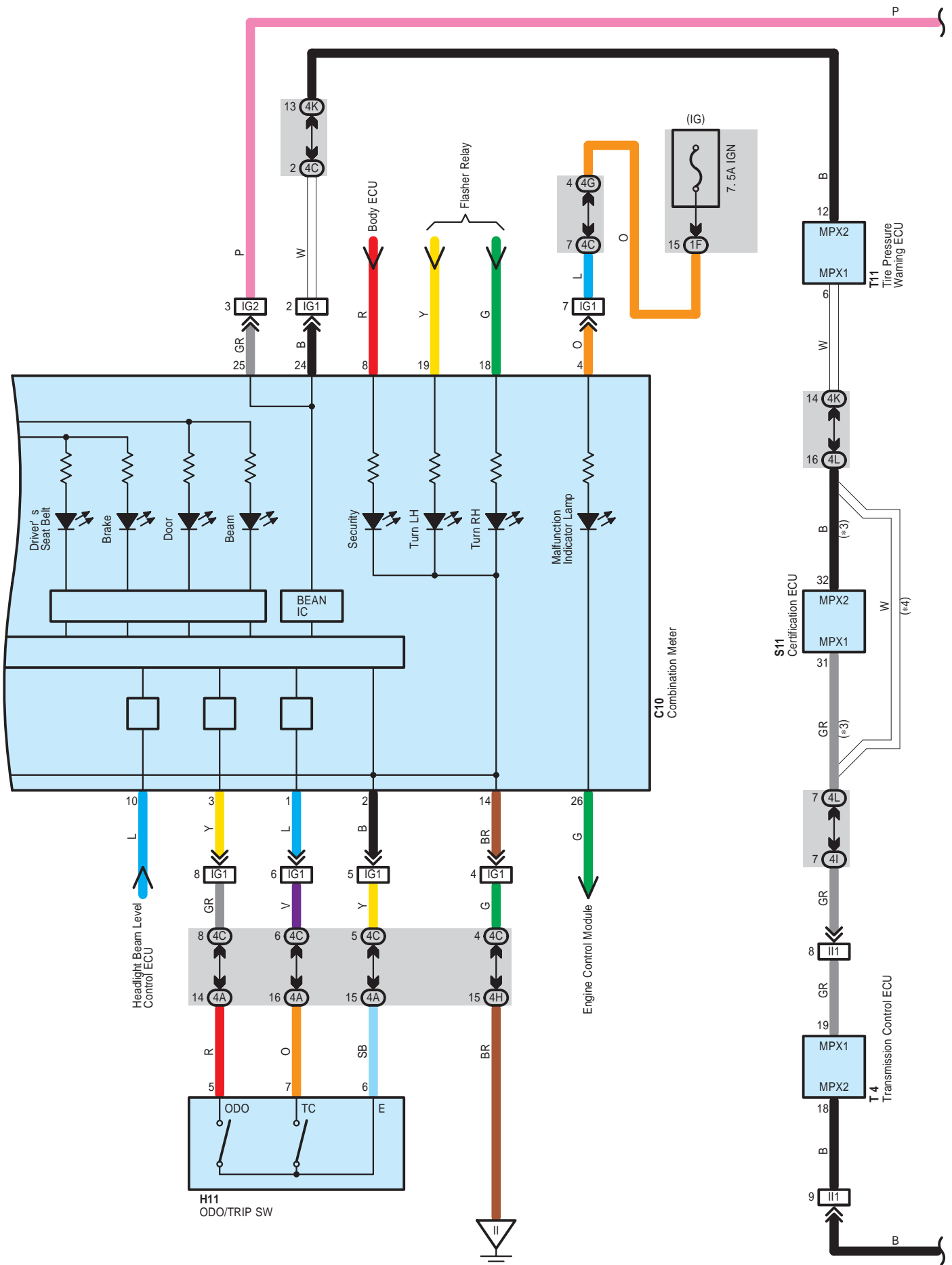
Combination Meter



C10
Combination Meter



Combination Meter



Combination Meter

: Parts Location

Code	See Page	Code	See Page	Code	See Page
A6	46	G1	49	S7	A 51
A8	48	H11	49	S8	B 51
B5	A 48	H14	49	S9	C 51
C10	49	J6	50	S10	D 51
D1	49	J17	50	S11	51
E4	A 49	J18	50	T4	51
E6	C 49	J25	50	T5	51
E7	D 49	M13	50	T11	51
F14	53	P6	51		

: Relay Blocks

Code	See Page	Relay Blocks (Relay Block Location)
3	22	Engine Room R/B (Engine Compartment Left)

: Junction Block and Wire Harness Connector

Code	See Page	Junction Block and Wire Harness (Connector Location)
1A	30	Engine Room Main Wire and Driver Side J/B (Lower Finish Panel)
1F	30	Instrument Panel Wire and Driver Side J/B (Lower Finish Panel)
1G		
1L	31	
1M		
4A	38	Instrument Panel Wire and Center Connector No.1 (Behind the Combination Meter)
4C		
4D		
4F		
4G		
4H		
4I		
4K		
4L		
5C	42	Instrument Panel Wire and Center Connector No.2 (Instrument Panel Brace RH)
5D		
5E		
5F		
5G		
5H		
5I		
5J		
5K		
5L		
5M		
5N		

: Connector Joining Wire Harness and Wire Harness

Code	See Page	Joining Wire Harness and Wire Harness (Connector Location)
EB1	56	Engine Wire and Engine Room Main Wire (Inside of the Engine Room R/B)
IA3	58	Engine Room Main Wire and Instrument Panel Wire (Upper Parts of Front Body Pillar LH)
IG1	59	Instrument Panel Wire and Instrument Panel No.2 Wire (Behind the Combination Meter)
IG2		
II1	59	Engine Wire and Instrument Panel Wire (Behind the Glove Box)
IM1	59	Instrument Panel Wire and Floor No.2 Wire (Right Kick Panel)



: **Ground Points**

Code	See Page	Ground Points Location
IH	58	Cowl Side Panel LH
II	58	Instrument Panel Brace LH